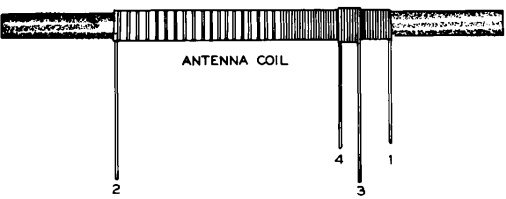


**HEATHKIT  
TRANSISTOR RADIO  
MODEL XR-2**

NOTE:  
ALL RESISTORS 1/2 WATT.  
ALL CAPACITOR VALUES IN  $\mu$ FD.  
All voltages measured with 20,000  $\Omega/V$  or VTVM. Voltages shown are negative with respect to chassis. Fresh batteries installed. Volume maximum, no signal.  $\pm 20\%$  readings normal. IF = 455 KC.

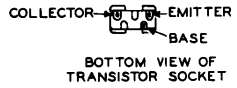
⏏ Indicates chassis connection.



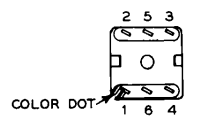
ANTENNA COIL



CRYSTAL DIODE



BOTTOM VIEW OF  
TRANSISTOR SOCKET



BOTTOM VIEW OF  
ALL COILS