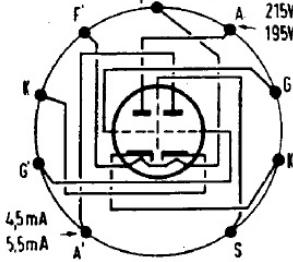
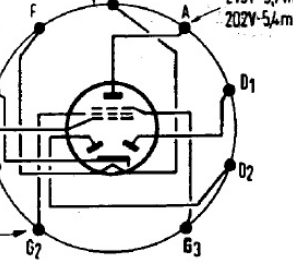


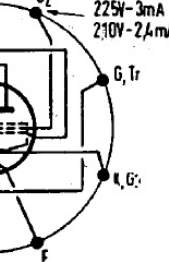
ECC85
6,3V 0,435A



EBF80
6,3V 0,3A



ECL113
6,3V 0,6A



S1 220V 250mA träge
160V 350mA träge
117V 500mA träge

Schema elettrico del radiorecettore Grundig, mod. Schaltplan "AM/FM - Super 80U/J,"