



# 1962 Abridged Catalog

**45 OSCILLOSCOPES**  
**26 PLUG-IN UNITS**  
**34 ASSOCIATED**  
**INSTRUMENTS**

**for Measurements in Research and Industry**



#### **CUSTOMER ASSISTANCE**

**United States & Canada**—Tektronix maintains and offers to you the services of Field Engineering Offices staffed by thoroughly-trained Tektronix personnel in 36 cities.

**Overseas**—Tektronix is represented by qualified Engineering Organizations in 35 cities located in 23 overseas countries.


**Tektronix, Inc.**

February 1962



# NEW

## Instruments of uncompromising utilizing the newest concepts



### TYPE 567 READOUT OSCILLOSCOPE

The Type 567 Readout Oscilloscope, with the Type 3576, Type 3777 and Type 6R1 Plug-In Units comprise the Tektronix dual-trace sampling digital readout system. An analog display appears simultaneously with the presentation in digital form. Other sampling and non-sampling plug-in units will be available.

The Type 567 supplies all of the regulated operating voltages for the present and future plug-in units.

#### CHARACTERISTICS

**Amplitude Calibrator**—Four calibrated steps: 0.05, 0.5, 5, and 50 v.

**CRT**—5" rectangular, 3.3 kv accelerating potential. Beam rotator adjustment.

**Electronically-regulated power supply.**

**Edge-lighted Graticule**—8 cm by 10 cm.

**Price**, without plug-in units ..... \$700

### TYPE 3576 DUAL-TRACE SAMPLING PLUG-IN UNIT

Adapts the Type 567 or Type 561 and RM561 Oscilloscopes for dual-trace displays with 0.40 nsec risetime. Contains two identical, independently controlled sampling channels.

For function with the Type 3777 Sampling Sweep Plug-In Unit, in the above oscilloscopes, only the signal connection is necessary.

**Frequency Response**—Equivalent to 875 mc.

**Sensitivity**—2 mv/div to 200 mv/div in 7 calibrated steps. Continuous (uncalibrated) adjustment between steps.

**Operating Modes**—Channel A or B only, Dual-Trace,  $\pm A \pm B$  added, A vertical B horizontal.

**Internal Delay Lines**—55 nsec signal delay eliminates need for pre-trigger.

**Triggering**—Built-in trigger takeoffs, both channels.

**DC Offset**—-1 to +1 v.

**50  $\Omega$  Input**—Accepts signals up to 2 v, pk-pk.

**Probe Power**—Power is provided for separate cathode-follower probes for each channel.

**Vertical Signals Out**—1 v/div, through 10 k.

**Price** ..... \$1100

### TYPE 3777 SAMPLING SWEEP PLUG-IN UNIT

For use with Tektronix Type 567, Type 561, or RM561 Oscilloscopes. Provides wideband triggering and the equivalent fast sweeps for function of a sampling vertical plug-in such as the Type 3576.

**Sweep Range**—0.2 nsec/div to 10  $\mu$ sec/div in 15 calibrated steps. Variable between steps from 0.07 nsec/div to 10  $\mu$ sec/div.

**Horiz. Mag.**—10X magnifier gives 10 times faster displays.

**Delay**—Sweep delay control through 100 nsec.

**Manual Scan or Ext. Attenuator**—For manual control of scanning function or adjustment of external sweep amplitude.

**Samples/Div**—10 or 100.

**Single Display**—Initiated by operation of a reset button.

**Sweep Output**—1 v/div (through 10 k), useful for X-Y plotting.

**Price** ..... \$650

### TYPE 6R1 DIGITAL UNIT

Digitally presents time and amplitude measurements. Time measurements can be made between pre-selected percentage points or absolute amplitudes of an arbitrary pulse.

Outputs are available for control of punchcard, tape, typewriters, and other devices used in data processing and statistical analysis.

**Input**—Internal, from horizontal and vertical plug-in units.

**0% and 100% Zones**—Automatically re-establish to new amplitude changes.

**Start and Stop Timing System**—Start and stop timing selectable for any point on the waveform.

**Readout**—In four digits plus unit of measurement (nsec,  $\mu$ sec, msec,  $\mu$ a, ma, a,  $\mu$ v, mv and v). Automatically presents the decimal point.

**Preset Limits**—Lower and upper measurement limits can be preset for immediate indication of readout status.

**External Programming**—For remote or automatic sequences.

**Price** ..... \$2500

Information in this catalog supercedes all previously published material.

2 Specification and price change privileges reserved.

U. S. Sales Prices f.o.b., Beaverton, Oregon

Copyright 1962 Tektronix, Inc.



# INSTRUMENTS

*quality and dependability—  
in the electronics field.*



## TYPE 661 SAMPLING OSCILLOSCOPE

**Operating ease of conventional oscilloscopes—internal as well as external triggering.**

The Type 661, with the Type 4S1 Dual-Trace Sampling Plug-In Unit and the Type 5T1 Timing Plug-In Unit, is a complete 0.35 nsec risetime sampling oscilloscope. The Type 661 will perform exceptionally well in the many areas where there is a need to analyze nanosecond pulses.

Features include the ability to trigger internally as well as externally, to drive X-Y plotters or similar readout accessories, and to trigger external circuitry.

### HORIZONTAL DISPLAY

**Sweep Magnifier**—1, 2, 5, 10, 20, 50, and 100X, symmetrical about the screen center.

**External Horizontal Input**—0.05 to 5 v/cm sensitivity through 25-k impedance, ac or dc coupled.

**Manual Scan**—Choice of "Slow" or "Fast" ranges.

**Horizontal Position**—Coarse and Fine Controls—shift of display over 10 cm unmagnified, or 1000 cm fully magnified.

**Amplitude/Time Calibrator**—Amplitude: 1, 10, 100, and 1000 mv. Time: 0.01, 0.1, 1, and 10  $\mu$ sec/cycle.

**Delayed Pulse Output**—Greater than 300 mv amplitude,



50  $\Omega$  impedance. Risetime less than 0.2 nsec.

**Signal Outputs**—Vertical A, Vertical B, and horizontal outputs.

### OTHER CHARACTERISTICS

**Tektronix designed crt.** Accelerating potential approximately 2.7 kv.

**Power Supply**—Temperature compensated electronically-regulated dc-voltage and heater supplies.

**Price**, without plug-in units ..... **\$1150**

## TYPE 5T1 TIMING PLUG-IN UNIT

Contains the timing circuits necessary for the Type 661. Equivalent time range from 100  $\mu$ sec/cm to 1 nsec/cm (to 10 picosec/cm with full horizontal magnification of the Type 661). An uncalibrated variable control extends the sweep speed to about  $\frac{1}{3}$  nsec/cm.

**Triggering Source**—External, internal, free run, calibrator.

**Trigger Sensitivity**—External: 5 mv for a 2 nsec wide pulse. Internal: 40 mv for a 2 nsec wide pulse. (With Type 4S1 Plug-In Unit)

**Sweep Time/Cm**—1 nsec/cm to 100  $\mu$ sec/cm in 16 calibrated steps. (Better than 3% accuracy). Uncalibrated variable control between steps.

**Samples/Cm**—5, 10, 20, 50, and 100 (unmagnified display). Better than 2% accuracy.

**Triggering Threshold**— $\pm 200$  mv, continuously variable.

**External Trigger Recovery Time**—Variable from 10 to 13  $\mu$ sec on speeds above 0.2  $\mu$ sec/cm.

**Sweep Mode**—Repetitive or single display.

**Time Delay**—To 100 nsec.

**Time Jitter**—Less than 30 picosec or  $10^{-4}$  of fast-ramp duration.

**Price** ..... **\$750**

## TYPE 4S1 50 $\Omega$ DUAL-TRACE SAMPLING PLUG-IN UNIT

Designed for use with the Type 661. Modes of operation include single trace, dual-trace, added, and A vertical B

horizontal. Each channel has independent controls and either channel can be inverted for differential operation. Triggers from A or B channel without use of a pretrigger.

**Risetime**—350 picoseconds or less.

**Sensitivity**—2 mv/div to 200 mv/div in 7 calibrated steps. Continuous (uncalibrated) adjustment between steps and to  $\frac{2}{3}$  mv/div.

**Noise Level**—Less than 1 mv unsmoothed, or 0.5 mv smoothed.

**Dynamic Range**—2 volts.

**DC Offset**—Allows vertical scanning of signals up to  $\pm 1$  v at maximum sensitivity.

**Input Impedance**—50  $\Omega$ . (Passive or active probes for higher impedance)

**Price** ..... **\$1430**


Many other new Tektronix instruments are described in this catalog. For your convenience these are listed below, with the page number on which they can be found.

Type M Four-Trace Preamplifier .....	Page 9
Type 132 Plug-In Unit Power Supply .....	Page 19
Type 133 Plug-In Unit Power Supply .....	Page 19
Type 109 Pulse Generator .....	Page 17
Type 527 Television Waveform Monitor ...	Page 15
Trace-Recording Cameras .....	Page 6



# TYPE 530-540 SERIES OSCILLOSCOPES

Use of interchangeable Type A to Z Plug-In Units permits: . . .  
 Initial selection of plug-in units for your present needs.  
 Quick conversion to specialized applications.  
 Expansion, at moderate cost, of your applications area.



## TYPE 545A FAST-RISE OSCILLOSCOPE

with Sweep Delay

### Vertical Specifications

DC-to-30 mc passband, 12-nsec risetime, 50-mv/cm deflection factor with Type K Plug-In Pre-amplifier.

Type A to Z Plug-In Units available for specialized applications.

Signal delay permits observation of leading edge of waveform that triggers the sweep.

### Horizontal Specifications

Two Time-Base Generators—

Time Base A—0.1  $\mu$ sec/cm to 5 sec/cm in 24 calibrated steps.

Continuously adjustable from 0.1  $\mu$ sec/cm to 12 sec/cm.

5-x magnifier increases calibrated range to 20 nsec/cm.

Single sweep provision for one-shot applications.

Time Base B—Also functions as delay generator. 2  $\mu$ sec/cm to 1 sec/cm in 18 calibrated steps.

Sweep Delay—Two modes of operation

Triggered—Delayed sweep started after the delay period by the signal under observation. Steady display, even of signals with inherent jitter.

Conventional—Delayed sweep started at the end of the delay period by the delayed trigger. Time jitter less than one part in 20,000.

Delay range—1  $\mu$ sec to 10 sec in 18 calibrated ranges, each range divisible into 1000 parts by 10-turn control with incremental accuracy within 0.2%.

### Other Characteristics


10-KV Accelerating Potential—4-cm by 10-cm display.

Dual-Trace Blanking—Eliminates switching transients from display when dual-trace unit is operated in its chopped mode.

Amplitude Calibrator—0.2 mv to 100 v.

Electronically-Regulated Power Supplies.

**Price—Type 545A, without plug-in units . . . . . \$1550**



## TYPE 541A FAST-RISE OSCILLOSCOPE

Same as Type 545A, except that it does not have Time Base B or provisions for sweep delay or single sweeps.

**Price—Type 541A, without plug-in units \$1225**

## TYPE 535A WIDE-BAND OSCILLOSCOPE

with Sweep Delay

Same specifications as Type 545A, except for main vertical amplifier.

DC-to-15 MC passband, 23-nsec risetime, 50-mv/cm deflection factor with Type K Plug-In Pre-amplifier, 6-cm by 10-cm display.

**Price—Type 535A, without plug-in units . . . . . \$1400**

## TYPE 531A WIDE-BAND OSCILLOSCOPE

Same as Type 535A except that it does not have Time Base B or provisions for sweep delay or single sweeps.

**Price—Type 531A, without plug-in units . . . . . \$995**





**TYPE 543A OSCILLOSCOPE**

**High Performance**

DC to 30 MC, 12-nsec Risetime with Fast-Rise Plug-In Pre-amplifier Units.  
 0.2  $\mu$ sec Signal Delay.  
 20 nsec/cm to 15 sec/cm Sweep Range.

**Easy Operation**

24 Calibrated direct-reading sweep rates, 0.1  $\mu$ sec/cm to 5 sec/cm.  
 Sweep Magnification—2, 5, 10, 20, 50, and 100 times.  
 Preset Triggering—Eliminates triggering adjustments in most applications.  
 Single-Sweep Operation—Lockout-reset circuitry for one-shot recording.

**High Writing Rate**

250 cm/ $\mu$ sec—10-kv accelerating potential assures bright trace for single sweeps and low repetition rates. 4-cm by 10-cm viewing area.


**Electronically-Regulated Power Supplies.**

**Price**, without plug-in units..... **\$1300**

**TYPE 533A OSCILLOSCOPE**

DC to 15 MC, 23-nsec Risetime with Fast-Rise Plug-In Pre-amplifier Units.  
 6-cm by 10-cm Viewing Area.  
 All other characteristics same as Type 543A.

**Price**, without plug-in units ..... **\$1125**



**TYPE 536 "X-Y" OSCILLOSCOPE**

**Identical Horizontal and Vertical Main Amplifiers**

DC to 10 MC, both amplifiers, with Type G Differential Plug-In Pre-amplifiers.  
 Less than 1° relative phase difference from dc to 15 mc. Phase balance can be obtained at any one frequency to over 25 mc.

Converts to general-purpose oscilloscope with Type T Time-Base Unit plugged into horizontal amplifier.

**4-KV Accelerating Potential**

10 by 10 division viewing area.

**Amplitude Calibrator**

0.2 mv to 100 v in 18 steps. Square wave, frequency about 1 kc.

**Electronically-Regulated Power Supplies.**

**Price**, without plug-in units . . . **\$1085**

**RACK-MOUNTING OSCILLOSCOPES**

Mechanically rearranged Types 531A, 533A, 535A, 541A, 543A, 545A Oscilloscopes for mounting in a standard 19-inch rack. The chassis is attached to the cabinet on slide-out tracks. It can be pulled forward, tilted and locked in any of seven positions for servicing convenience.  
 Dimensions—14" high, 19" wide, 22½" rack depth.

**TYPE RM31A OSCILLOSCOPE**

Electrically identical to the Tektronix Type 531A.  
**Price**, without plug-in units ..... **\$1095**

**TYPE RM33A OSCILLOSCOPE**

Electrically identical to the Tektronix Type 533A.  
**Price**, without plug-in units ..... **\$1225**

**TYPE RM35A OSCILLOSCOPE**


Electrically identical to the Tektronix Type 535A.  
**Price**, without plug-in units ..... **\$1500**

**TYPE RM41A OSCILLOSCOPE**

Electrically identical to the Tektronix Type 541A.  
**Price**, without plug-in units ..... **\$1325**

**TYPE RM43A OSCILLOSCOPE**

Electrically identical to the Tektronix Type 543A.  
**Price**, without plug-in units ..... **\$1400**



**TYPE RM45A OSCILLOSCOPE**

Electrically identical to the Tektronix Type 545A.  
**Price**, without plug-in units ..... **\$1650**



# ENVIRONMENTALIZED OSCILLOSCOPE


## TYPE 945 OSCILLOSCOPE, TYPE MC DUAL-TRACE PREAMPLIFIER, TYPE ML FAST-RISE PREAMPLIFIER

Rugged, environmentalized versions of the Type 545 Oscilloscope, the Type 53/54C Dual-Trace, and the Type L Plug-In Units. Designed to meet Mil-T-945A environmental specifications, the Types 945, MC, ML performs with accuracy and reliability in extreme environments. The 945/ML passband is dc to 30 mc; risetime is 12 nsec; and sensitivity is 50 mv/cm ac or dc coupled, 5 mv/cm ac-coupled only. The 945/MC passband is dc to 24 mc, risetime is 15 nsec, or less, and the maximum sensitivity is 50 mv/cm.

### ELECTRICAL-ENVIRONMENTAL SPECIFICATIONS


This summary of the basic specifications of the Types 945, MC, ML indicates its environmental capabilities. Complete specifications are available through your Tektronix Field Engineer.

Temperature	-40°C to +55°C/71°C	(operating)
	-65°C to +85°C	(storage)
Humidity	10 days, 95% RH +18°C	(storage)
	to +65°C	
Fungus	28 days	(storage)
Vibration	5 G's, 55 cps, 0.030" pk-pk	(operating)
Shock	400 lb. hammer	(operating)
Altitude	20,000 ft.	(operating)
	50,000 ft.	(storage)



Radio Interference	15 kc to 400 mc	(operating)
Salt Atmosphere	100 hours	(finishes)
Rain	5 min. drip test	(storage)
Price, Type 945 (without plug-in units)	..... \$2850	
Price, Type MC Preamplifier	..... \$ 475	
Price, Type ML Preamplifier	..... \$ 425	

# TRACE-RECORDING CAMERAS



**TYPE C-19**...Ideally suited for making permanent recordings of high-speed pulses where every detail of fast writing rate is important. The viewing system uses two first-surface mirrors and the viewer's eyes and the camera lens receive near equal amounts of light. Very low light loss permits excellent recordings of fast transients.

**Price** ..... \$650

All Tektronix cameras have swing-away mounting, interchangeable lenses, par-focal backs, and are exceptionally easy to operate. They are designed for use with Tektronix 5" oscilloscopes.

**TYPE C-12**...Several combinations of lenses and backs give the C-12 unusual flexibility. Undistorted viewing, readily identifiable controls, and a viewing hood designed for use with or without glasses give the C-12 ease of operation.

**Price** ..... \$500

**TYPE C-13**...Many combinations of standard and optional equipment give the Type C-13 wide-range ability. This lowest priced Tektronix camera achieves quality and detail in everyday repetitive-trace recording applications.

**Price** ..... \$375

## CAMERA LENSES AND BACKS

Lens	OPTIONAL			STANDARD		
	C-12	C-13	C-19	C-12	C-13	C-19
f/1.5-1:1	x	x	x			
f/1.5-1:0.9	x	x	x			
f/1.5-1:0.5	x	x				x
f/1.9-1:0.9		x	x	x		
f/1.9-1:0.7	x	x	x			
f/4.5-1:0.7	x		x		x	
<b>Backs</b>						
3 1/4 x 4 1/4 Polaroid				x	x	x
4 x 5 Graflok		x		x		x
3 1/4 x 4 1/4 Graflok	x	x	x			
2 1/4 x 3 1/4 Graflok	x	x	x			



# DUAL-BEAM OSCILLOSCOPES

Dual-beam operation permits many specialized applications in addition to conventional single-display applications.

## TYPE 551 DUAL-BEAM OSCILLOSCOPE with Common X and Independent Y Deflection

### Wide-Band Main Vertical Amplifiers

Passbands—dc to 25 mc with Type K Units.

Risetimes—14 nsec with Type K Units.

0.2- $\mu$ sec Signal Delay.

All Tektronix Type A to Z Plug-In Units can be used in both channels for signal-handling versatility.

### Wide Sweep Range

24 calibrated steps from 0.1  $\mu$ sec/cm to 5 sec/cm. 5-x magnifier increases calibrated range to 20 nsec/cm.


Lockout-reset circuitry for one-shot sweep applications.

### Complete Triggering

Fully automatic, or amplitude-level selection with preset or manual stability control.

### 10-KV Accelerating Potential

Bright display for fast sweeps and low repetition rates. 4-cm by 10-cm display for each beam, with 2-cm overlap.



## TYPE 555 DUAL-BEAM OSCILLOSCOPE Independent Electron Beams

Separate vertical and horizontal deflection of both beams.

### Fast-Rise Main Vertical Amplifiers

Passbands—dc to 30 mc with Type K Units.

Risetimes—12 nsec with Type K Units.

## TYPE 502 DUAL-BEAM OSCILLOSCOPE

### High Sensitivity

200  $\mu$ v/cm, dc coupled, both beams.

### Differential Input

Both amplifiers, at all sensitivities.

### Curve Tracing With Two Beams

(Horizontal sensitivity to 0.1 v/cm.)

### Single-Beam Curve Tracing—200 $\mu$ v/cm, both axes.

### Frequency Response

Both amplifiers—dc to 100 kc at 200  $\mu$ v/cm, increasing to 200 kc at 1 mv/cm, to 400 kc at 50 mv/cm, and to 1 mc at 0.2 v/cm.

### Wide Sweep Range

21 direct-reading calibrated sweep rates from 1  $\mu$ sec/cm to 5 sec/cm.

### Accurate Sweep Magnifier—2, 5, 10, and 20 times.

### Automatic Triggering

### Amplitude Calibrator—6 steps, 1 mv to 100 v.



### Separate Power Supply

Electronically regulated.

Price, without plug-in units ..... \$1850

Includes Indicator Unit, Power Supply Unit, 4 Probes.

0.2  $\mu$ sec Signal Delay.

All Tektronix Type A to Z Plug-In Units can be used in both vertical channels for signal-handling versatility.

### Wide-Range Time-Base Generators

Either time-base generator can be used to deflect either or both beams.

Sweep ranges—0.1  $\mu$ sec/cm to 12 sec/cm. 5-x magnifiers increase calibrated sweep rates to 20 nsec/cm.

### Sweep Delay—Two modes of operation.

Triggered—Delayed sweep started after the delay period by the signal under observation.

Conventional—Delayed sweep started at the end of the delay period by the delayed trigger.

Delay range—0.5  $\mu$ sec to 50 sec in 24 calibrated steps, with continuous calibrated adjustment between steps.

### High Writing Rate

10-KV Accelerating potential provides bright traces at low repetition rates and in one-shot applications. 4-cm by 10-cm display for each beam, with 2-cm overlap.

### Separate Power Supply

Electronically regulated dc and heater supplies.

Price, without plug-in units ..... \$2650

Includes Indicator Unit, Power Supply Unit, 2 Time-Base Units, 4 Probes, Time-Base Extension.



### Electronically-Regulated Power Supplies

Input stages of both amplifiers have transistor-regulated parallel heater supplies.

Price ..... \$890

# OSCILLOSCOPES

## MAIN SPECIFICATIONS of TEKTRONIX TYPE 530 SERIES,

	Vertical Frequency Response (with Type K Unit)	Signal Delay	Calibrated Sweep Range	Sweep Magnifier	Sweep Delay	Accelerating Potential	Price (without plug-in units)
TYPE 531A General Purpose	dc to 15 mc	Yes	0.1 $\mu$ sec/cm to 5 sec/cm	5x	None	10 kv	\$995
TYPE 533A General Purpose	dc to 15 mc	Yes	0.1 $\mu$ sec/cm to 5 sec/cm	2, 5, 10, 20, 50, 100x	None	10 kv	\$1125
TYPE 535A General Purpose	dc to 15 mc	Yes	0.1 $\mu$ sec/cm to 5 sec/cm	5x	1 $\mu$ sec to 10 sec	10 kv	\$1400
TYPE 536 X-Y Curve Tracer	dc to 11 mc	No	See Type T Time-Base Gen.		None	4 kv	\$1085

## LETTER-SERIES PLUG-IN UNITS



TYPE B

TYPE C-A

TYPE D

TYPE E

TYPE H

TYPE L

## CHARACTERISTICS OF PLUG-IN PREAMPLIFIERS


	Risetime and Passband of Combination — Plugged into Type				Calibrated Deflection Factor	Input Capacitance	Price
	531A-533A-535A	541A-543A-545A 555	551	536			
TYPE B Wide-Band High-Gain	35 nsec 2 c to 10 mc 25 nsec dc to 14 mc	30 nsec 2 c to 12 mc 18 nsec dc to 20 mc	30 nsec 2 c to 12 mc 20 nsec dc to 18 mc	40 nsec 2 c to 9 mc 35 nsec dc to 10 mc	5 mv/cm to 0.05 v/cm 0.05 v/cm to 20 v/cm	47 pf	\$145
TYPE C-A Dual-Trace DC	23 nsec dc to 15 mc	15 nsec dc to 24 mc	16 nsec dc to 22 mc	35 nsec dc to 10 mc	0.05 v/cm to 20 v/cm	20 pf	\$260
TYPE D High-Gain DC Differential	0.18 $\mu$ sec dc to 2 mc	0.18 $\mu$ sec dc to 2 mc	0.18 $\mu$ sec dc to 2 mc	0.18 $\mu$ sec dc to 2 mc	1 mv/cm to 50 v/cm	47 pf	\$170
TYPE E Low-Level AC Differential	6 $\mu$ sec 0.06 cycles to 60 kc	6 $\mu$ sec 0.06 cycles to 60 kc	6 $\mu$ sec 0.06 cycles to 60 kc	6 $\mu$ sec 0.06 cycles to 60 kc	50 $\mu$ v/cm to 10 mv/cm	50 pf	\$190
TYPE G Wide-Band DC Differential	25 nsec dc to 14 mc	18 nsec dc to 20 mc	20 nsec dc to 18 mc	35 nsec dc to 10 mc	0.05 v/cm to 20 v/cm	47 pf	\$190
TYPE H DC Coupled High-Gain Wide-Band	31 nsec dc to 11 mc	23 nsec dc to 15 mc	25 nsec dc to 14 mc	37 nsec dc to 9.5 mc	5 mv/cm to 20 v/cm	47 pf	\$185
TYPE K Fast-Rise DC	23 nsec dc to 15 mc	12 nsec dc to 30 mc	14 nsec dc to 25 mc	31 nsec dc to 11 mc	0.05 v/cm to 20 v/cm	20 pf	\$145
TYPE L Fast-Rise High-Gain	23 nsec 3 c to 15 mc 23 nsec dc to 15 mc	15 nsec 3 c to 24 mc 12 nsec dc to 30 mc	17 nsec 3 c to 22 mc 14 nsec dc to 25 mc	35 nsec 3 c to 10 mc 31 nsec dc to 11 mc	5 mv/cm to 2 v/cm 0.05 v/cm to 20 v/cm	20 pf	\$210
TYPE R Transistor Testing	Supplies 5-nsec risetime pulse, 400-ma collector supply, 100-ma bias supply, risetime and passband same as with K Unit.				0.5 ma/cm	15 pf	\$325
TYPE S Diode Recovery	1 to 20 ma forward current, 0 to 2 ma reverse current, risetime and passband same as with K Unit.				0.05 v/cm 0.5 v/cm		\$260
TYPE T Time Base Generator	Generates 22 calibrated sweep rates from 0.2 $\mu$ sec/div to 2 sec/div. plus 5-x magnifier. Complete triggering facilities.						\$240



# with PLUG-IN PREAMPLIFIERS


## TYPE 540 SERIES, and TYPE 550 SERIES OSCILLOSCOPES

	Vertical Frequency Response (with Type K Unit)	Signal Delay	Calibrated Sweep Range	Sweep Magnifier	Sweep Delay	Accelerating Potential	Price (without plug-in units)
<b>TYPE 541A</b> Fast-Rise	dc to 30 mc	Yes	0.1 $\mu$ sec/cm to 5 sec/cm	5x	None	10 kv	\$1225
<b>Type 543A</b> Fast-Rise	dc to 30 mc	Yes	0.1 $\mu$ sec/cm to 5 sec/cm	2, 5, 10, 20, 50, 100x	None	10 kv	\$1300
<b>TYPE 545A</b> Fast-Rise	dc to 30 mc	Yes	0.1 $\mu$ sec/cm to 5 sec/cm	5x	1 $\mu$ sec to 10 sec	10 kv	\$1550
<b>TYPE 551</b> Dual-Beam	dc to 25 mc	Yes	0.1 $\mu$ sec/cm to 5 sec/cm	5x	None	10 kv	\$1850
<b>TYPE 555</b> Dual-Beam	dc to 30 mc	Yes	0.1 $\mu$ sec/cm to 5 sec/cm	5x	0.5 $\mu$ sec to 50 sec	10 kv	\$2650



**Type M Four-Trace Preamplifier**...Provides a convenient means for viewing up to four signals, either separately or in any combination. Has four individual, independently controlled input amplifiers. Frequency response and risetime is dc to 20 mc, 17 nsec, with fast-rise oscilloscopes. Operating modes include Channels A, B, C, or D only, Chopped, and Alternate. The polarity can be inverted on all channels for comparison of signals 180° out of phase. Selectable ac or dc coupling. Input impedance is 1 meg-ohm paralleled by 47 pf.

**Price** ..... \$455




TYPE K



**Type N Sampling Plug-In Unit**...Takes successive samples at a slightly later time at each recurrence of a repetitive pulse and reconstructs it on a relatively long time base. Risetime is approximately 0.6 nsec (corresponding to about 600 mc), and the sensitivity is 10 mv/cm. A four-position switch provides equivalent sweep times of 1, 2, 5, and 10 nsec/cm (100, 200, 500, and 1000 psec/cm with 10-X magnifier). Number of samples per display can be 50, 100, 200, or 500. Requires an external trigger applied in advance of the signal.

**Price** ..... \$625




TYPE R




**Type Q Strain Gage Unit**—Designed to measure any mechanical quantity that can be converted to a change in resistance, capacitance, or inductance through use of a suitable transducing device. Strain sensitivity range is 10 microstrain/div to 10,000 microstrain/div in 10 steps. Other features include: dc to 6-kc frequency response, 25-kc carrier frequency, essentially drift-free operation.

**Price** ..... \$325



TYPE S



**Type Z Differential Comparator Plug-In Unit**—Vertical "magnification" up to 500 times. Sensitivity is 50 mv/cm, dynamic range is  $\pm 100$  volts providing an effective scale length of  $\pm 2000$  cm. Internal dc comparison voltages are 0 to  $\pm 100$  v, 0.15%; 0 to  $\pm 10$  v, 0.2%; 0 to  $\pm 1$  v, 0.25%. Besides differential comparator operation, the Type Z operates as a conventional amplifier and differential amplifier.

**Price** ..... \$525



# HIGH-PERFORMANCE OSCILLOSCOPES

These dc to 100 mc oscilloscopes use the Type 80-Series or, with a Type 81 Adapter, the Type A to Z Plug-In Units. Performance features include:

- High sensitivity and high-speed sweeps
- Versatile triggering facilities
- 10-kv accelerating potential

## TYPE 585 OSCILLOSCOPE 3.5-nsec Risetime

### Fast-Rise Vertical Amplifier

- Passband—DC to approximately 100 MC.
- Sensitivity—Basic deflection factor 0.1 v/cm with Type 80 Plug-In Preamp and P80 Probe.
- Versatility—Designed for plug-in preamplifiers.

### Sweep Delay

- Triggered (jitter free)—delayed sweep is started after the delay period by the signal under observation.
- Conventional—delayed sweep is started at the end of the delay period by the delayed trigger.
- Range—1  $\mu$ sec to 10 sec, continuously adjustable (2  $\mu$ sec/cm to 1 sec/cm).

### Two Time-Base Generators

- TIME BASE A—50 nsec/cm to 2 sec/cm in 24 calibrated steps, continuously variable from 50 nsec/cm to 5 sec/cm. 5-x magnifier increases calibrated range to 10 nsec/cm. Single-sweep provision for one-shot applications.
- TIME BASE B—Also functions as delay generator. 18 calibrated steps from 2  $\mu$ sec/cm to 1 sec/cm.

### Versatile Triggering

- Amplitude-level selection with either preset or manual stability control.



### 10-KV Accelerating Potential


- Lumped-constant traveling-wave crt provides 4-cm by 10-cm display area.

### Amplitude Calibrator

- Square wave, 18 steps from 0.2 mv to 100 v, frequency about 1 kc.

### Electronically-Regulated Power Supply

Price, without plug-in units ..... \$1725



## TYPE 581 OSCILLOSCOPE

Same as Type 585, except that it does not have TIME BASE B or provision for sweep delay.


Price, without plug-in units ..... \$1425

## TYPE 80 PLUG-IN UNIT TYPE P80 PROBE

Designed especially for the Type 585 and 581 Oscilloscopes, the Type 80 Plug-In Unit and Type P80 Probe couple the signal to the oscilloscope.

Type 80 Plug-In Preamp ..... \$50

Type P80 Probe with 2-x, 5-x, 10-x, 20-x, and 50-x attenuator heads ..... \$99.50



## TYPE 81 PLUG-IN ADAPTER

Fits the Type 585, 581 preamplifier compartment and accepts any Tektronix A to Z Plug-In Unit and retains the passband and sensitivity of the plug-in unit.

Price ..... \$135





# HIGH-SPEED OSCILLOSCOPES

Combining simple operation with laboratory precision and reliability, these instruments are especially well-suited to applications involving transients of very short duration.



## TYPE 507 OSCILLOSCOPE

**for High-Voltage Surge Testing**

### Vertical Deflection Factor

Approximately 50 v/cm to 500 v/cm in ten equal steps.

### Risetime

Adjusted to 10 nsec for optimum transient response.

### Calibrated Vertical Positioning

Seven 50-v steps—also continuously adjustable.

### Calibrated Sweeps

Eleven fixed sweeps from 20 nsec/cm to 50  $\mu$ sec/cm.

### High Accelerating Potential


24-KV provides bright trace for photographic recordings.

### 6-cm by 10-cm Linear Deflection

### Electronically-Regulated Power Supply

**Price** ..... **\$3000**

Includes Indicator Unit, Power Supply Unit, Type 500A Scope-Mobile, Common-bus Ground Connector.



## TYPE 519 DC TO 1000 MC OSCILLOSCOPE

**Risetime**—Less than 0.35 nsec.

**Vertical Deflection Factor**—Better than 10 v/cm.

**Calibrated Sweep Range**—2 nsec/cm to 1  $\mu$ sec/cm in 9 steps.

**Cathode-Ray Tube**—2 x 6 cm viewing area, distributed deflection plates, 24-kv accelerating potential.

**Calibration-Step Generator**— $\pm 10$  v into 125 ohms. Useful to drive device under test or check sensitivity of Type 519.

**Rate Generator**—For internal triggering.


**Wideband Trigger System**—External triggering on pulses as small as 20 mv and 1 nsec duration, internal triggering on signals having 2 trace widths or more.

**High-Frequency Synchronization to 2000 MC.**

**Electronically-Regulated Power Supply**—Self contained.

**Price** ..... **\$3900**

Includes delay cables, adapters, terminations, viewing hood and bezel.



## TYPE 517A OSCILLOSCOPE

### Excellent Transient Response

Vertical-amplifier risetime—7 nsec.

Deflection factor—0.05 v/cm.

Signal-displacement error—less than 2% of 2 cm.

### Fast Triggered Sweeps

Eleven calibrated rates from 10 nsec/cm to 20  $\mu$ sec/cm.

Sweep-displacement error—less than 2% of 8 cm.

### High Writing Rate

1100 cm/ $\mu$ sec. 24-kv accelerating potential on Tektronix metallized crt.

### Pulse-Type Amplitude Calibrator

### Trigger-Rate Generator

### Automatic Duty-cycle Limiter

### Cathode-Follower Input Probe

### Electronically-Regulated Power Supplies

**Highly Mobile**—Indicator unit and power supply mounted on Scope-Mobile.\*

**Price** ..... **\$3500**

Includes Indicator Unit, Power Supply Unit, Type 500A Scope-Mobile, CF Probe, Step Attenuator, Cable, Bezel, Viewing Hood.

\* Registered, Tektronix, Inc.



## 3" PORTABLE OSCILLOSCOPES

Small size oscilloscopes with 3" cathode-ray tubes combine—  
 Portability . . . space-saving size  
 High performance . . . easy operation



### TYPE 310A PORTABLE OSCILLOSCOPE

**Vertical Response**—DC to 4 mc, 0.1 v/div to 50 v/div in 9 calibrated steps. 3 additional steps from 0.01 v/div to 0.1 v/div, at 2 cycles to 3.5 mc. Continuously variable from 0.01 v/div to 150 v/div.

**Risetime**—90 nsec.

**Sweep Range**—0.1  $\mu$ sec/div to 0.6 sec/div, with 5-x magnifier.

**Versatile Triggering**—Internal, external, line. . . . ac-coupled or dc-coupled and automatic triggering.

**Price \$675**



### TYPE 321 PORTABLE OSCILLOSCOPE

Transistorized for Battery, DC, or AC Operation.

Frequency Response—DC to 5 mc.

**Risetime**—70 nsec.

**Vertical Deflection Factor**—0.01 v/div to 20 v/div in 11 calibrated steps (div equals  $\frac{1}{4}$  inch), continuously variable to 50 v/div, uncalibrated.

**Sweep Range**—0.5  $\mu$ sec/div to 0.5 sec/div with accurate 5-x magnifier.

**Triggering**—Amplitude-level selection and automatic triggering.

**Versatile Power Requirements**—10 size D flashlight cells, or 10 size D rechargeable cells; 11.5 to 35 volts dc; 105 to 125 volts or 210 to 250 volts, ac single phase.

**Price (without batteries)** . . . . . \$820

**Set of 10 rechargeable 3.5 ampere-hour batteries** \$55

**Set of 10 rechargeable 2.5 ampere-hour batteries** . . . . . \$36.50

### TYPE 317 PORTABLE OSCILLOSCOPE

**9-KV Accelerating Potential**—Bright trace at low sweep repetition rates.

**Vertical Response**—DC to 10 mc, 0.1 v/div to 50 v/div in 9 calibrated steps. 3 additional steps from 0.01 v/div to 0.1 v/div, at 2 cycles to 10 mc. Continuously variable from 0.01 v/div to 125 v/div.

**Risetime**—35 nsec.

**Sweep Range**—0.2  $\mu$ sec/div to 6 sec/div, with 22 calibrated steps. Accurate 5-x magnifier.

**Triggering**—Amplitude-level selection with preset or manual stability control, and automatic triggering.

**Price \$875**



### TYPE RM17 OSCILLOSCOPE

Mechanical rearrangement of Type 317 Oscilloscope. Same electrical characteristics. Slide-out mounting. Dimensions: 7" high, 19" wide, 17 $\frac{5}{8}$ " rack depth.

**Price \$950**



## 5" COMPACT-SIZE OSCILLOSCOPES

This group of compact-size oscilloscopes offers—  
Wide ranges of sensitivities—broad sweep ranges  
Versatile triggering—easy mobility



### TYPE 503 X-Y OSCILLOSCOPE

**Identical Horizontal and Vertical Amplifier**—DC to 450-kc passband, 1 mv/cm to 20 v/cm in 14 calibrated steps, differential input at all sensitivities.  
**Sweep Range**—1  $\mu$ sec/cm to 5 sec/cm in 21 calibrated steps. Accurate 2, 5, 10, 20, and 50-times magnifier.

**Triggering**—Amplitude-level selection with preset stability control, and automatic-triggering.

**Electronically-Regulated Power Supply**

**Price** ..... \$640

### TYPE RM503 RACK-MOUNTING OSCILLOSCOPE

Mechanical rearrangement of Type 503 Oscilloscope. Same electrical specifications. Bolts directly to rack. Dimensions—7" h, 19" w, 16 $\frac{1}{2}$ " d.

**Price** ..... \$655



### TYPE 515A PORTABLE OSCILLOSCOPE

**Passband**—DC to 15 mc.  
**Sensitivity**—0.05 v/cm to 20 v/cm in 9 calibrated steps—continuously variable from 0.05 v/cm to 50 v/cm.  
**Risetime**—23 nsec.  
**Sweep Range**—0.2  $\mu$ sec/cm to 6 sec/cm with 22 calibrated

steps. Accurate 5-x magnifier.

**Balanced 0.25  $\mu$ sec Delay Network.**

**Triggering**—Amplitude-level selection with preset or manual stability control, and automatic triggering. **Price \$875**

### TYPE RM15 RACK-MOUNTING OSCILLOSCOPE

A mechanical rearrangement of the Type 515A for rack-mounting. The electrical characteristics of the Type RM15 are the same as the Type 515A.

Slide-out Mounting.

**Dimensions**—8 $\frac{3}{4}$ " high, 19" wide, 22 $\frac{1}{2}$ " rack depth.

**Price \$950**

### TYPE 504 OSCILLOSCOPE

**Vertical Response**—DC to 450 kc, 5 mv/cm to 20 v/cm in 12 calibrated steps, continuously variable from 5 mv/cm to 50 v/cm, uncalibrated.

**Sweep Range**—1  $\mu$ sec/cm to 0.5 sec/cm in 18 calibrated steps.

**Triggering**—Amplitude-level selection with preset stability control, and automatic-triggering.

**Electronically-Regulated Power Supply**

**Price** ..... \$540



### TYPE RM504 RACK-MOUNTING OSCILLOSCOPE

Mechanical rearrangement of Type 504 Oscilloscope. Same electrical specifications. Bolts directly to rack. Dimensions—7" h, 19" w, 16 $\frac{1}{2}$ " d.

**Price** ..... \$550

### TYPE 516 DUAL-TRACE OSCILLOSCOPE

**Identical Vertical Input Channels**—Passband, dc to 15 mc; risetime, 23 nanoseconds; sensitivity, 0.05 v/div to 20 v/div in 9 calibrated steps (div equals 1 cm), continuously variable to 50 v/div.

**Four Operating Modes**—Channel A, channel B, A and B chopped (electronic switching at 150-kc rate), or A and B alternate.

**Sweep Range**—0.2  $\mu$ sec/div to 2 sec/div in 22 calibrated steps with accurate 5-x magnification.

**Versatile Triggering**—Amplitude-level selection with preset or manual stability control, and automatic triggering.

**Price** ..... \$1070



### MOBILE OSCILLOSCOPE CARTS

Tektronix Scope - Mobiles\* provide mobile support for oscilloscopes or other instruments. An adjustable tray (through nine 4.5° steps) places the instrument at the best viewing angle. 5-inch rubber tire wheels. Optional plug-in carriers provide dust-free storage of extra plug-in units. Aluminum construction.

\* Registered, Tektronix, Inc.

NEW



**Type 201 and Type 203**—10 $\frac{1}{2}$ " tray width. Will hold Types 503, 504, 515A, 516, 560, and 561 Oscilloscopes.

**Type 202 and Type 204**—14" tray width. Will hold Types 530, 540, 550, 580-Series Oscilloscopes; 502, 524AD, 517A, 507 Oscilloscopes; 570, 575 Curve Tracers.

**Prices:**

**Type 201** ..... (Part No. 016-030) **\$85.00**

**Type 203** (Type 201 with Plug-in Carrier installed) **\$99.50**  
(Part No. 016-033)

**Type 202** ..... (Part No. 016-031) **\$85.00**

**Type 204** (Type 202 with Plug-in Carrier installed) **\$99.50**  
(Part No. 016-034)

**Plug-In Carrier** (for Type 201) Part No. 014-007 **\$20.00**

**Plug-In Carrier** (for Type 202) Part No. 014-008 **\$20.00**



# TYPE 560 and TYPE 561 OSCILLOSCOPES

Basically indicators, these oscilloscopes use plug-in units in both the vertical and horizontal channels which drive the crt deflection plates directly. Advantages include—

- No limiting circuitry between plug-ins and deflection plates
- Selectable type and degree of performance
- Fewer components and controls
- Less indicator "down-time"



## TYPE 560 OSCILLOSCOPE

**Regulated Power Supply**—Provides 30 watts for powering all signal-amplifier and time-base plug-in units below Type 70.

**Regulated Heater Supply**

**Amplitude Calibrator**—500 mv and 50 mv, square wave at line frequency.

**Price** ..... **\$335**

## TYPE 561 OSCILLOSCOPE

**Regulated Power Supply**—Provides 90 watts for powering all present and all future plug-in units in this series.

**Regulated Heater Supply**—Has separate regulator circuitry.

**Amplitude Calibrator**—18 square-wave voltages from 0.2 mv to 100 v, approximately 2  $\mu$ sec risetime, at line frequency.

**Price** ..... **\$440**



Please refer to page 2 for descriptions of the new Type 3S76 Dual-Trace Sampling Plug-In Unit and the Type 3T77 Sampling Sweep Plug-In Unit.



## TYPE RM561 OSCILLOSCOPE

Mechanical rearrangement of the Type 561 Oscilloscope for mounting in a standard 19" rack. Same electrical specifications except the crt is a 5" rectangular tube; amplitude calibrator range is 1 mv to 100 v in steps of 1, 10, 100 mv; 1, 10, and 100 v. Has beam rotator adjustment for aligning beam without removing instrument from rack.

**Price**, without plug-in units ..... **\$465**

## SIGNAL-AMPLIFIER AND TIME-BASE PLUG-IN UNITS

General Description	Plug-In Type	Passband	Calibrated Deflection Factor	Cal. Sweep Range	Sweep Magnifier	Price
Basic	59	dc to 400 kc	Approx. 1 v/cm			\$ 50.00
General Purpose	60	dc to 1 mc	50 mv/cm to 50 v/cm			105.00
High-Gain DC Differential	63	dc to 300 kc	1 mv/cm to 20 v/cm			130.00
Time-Base	67			1 $\mu$ sec/cm to 5 sec/cm	5X	160.00
Dual-Trace	72	dc to 650 kc	10 mv/cm to 20 v/cm			250.00
Wide-Band	75	dc to 4 mc	50 mv/cm to 20 v/cm			175.00
Special-Purpose	50	15 cps to 200 kc	1 mv/cm			100.00
Special-Purpose	51			5 ms/cm	1X to 20X	120.00
Dual-trace Sampling	3S76	Equivalent to 875 mc	2 mv/div to 200 mv/div			1100.00
Sampling Sweep	3T77			0.2 nsec/div to 10 $\mu$ sec/div	10X	650.00





# TELEVISION OSCILLOSCOPES

Built to meet the exacting demands of both the design engineer and the TV-Broadcaster, these instruments will display and measure television-signal waveforms with a high degree of accuracy and dependability.



## TYPE 526 VECTORSCOPE

for the N.T.S.C. Color-Television Signal

Both Vector and Line-Sweep Displays

**Phase Accuracy**— $\pm 1.5^\circ$  by vector presentation,  $\pm 1^\circ$  by null technique.

**Phase Resolution**—Better than  $0.1^\circ$  at 3.58 mc.

**Saturation Measurements**— $\pm 2\%$  on graticule, closer when comparing two signals.

**Dual Displays**—Electronically-switched dual input channels permit direct comparisons between two signals.

**Interfield Signal Key**—Permits easy display of test signals during vertical blanking time.

**Linear Time Base**—Operates at line rate, synchronized by horizontal sync pulse.

**Burst Brightening**—Positive identification of burst packet.

**Push-Pull Synchronous Demodulators**—DC-Coupled to crt to prevent changes in chroma signal composition from affecting the positioning of the display.

**Self-Checking Circuitry**

**Subcarrier Regenerator**

Price ..... \$1800



## TYPE 527 TELEVISION WAVEFORM MONITOR

Displays and measures linearity, signal level and bandwidth of both black-and-white and color tv-signal waveforms.

**Frequency Response**—Flat,  $\pm 1\%$  from 60 cycles to 5 mc. IRE, new 1958 Standard #23S-1.

**Sensitivity**—Variable from 0.25 v, min, to 1.6 v, max, for 140 IRE units.

**Linearity**—Within  $\pm 1\%$ .

**DC Restorer**—New circuit eliminates dc drift, base-line shift due to color-burst.

**Video Input**—Calibrator, A, B, or balanced A-B. Input impedance never less than 1 megohm.

**Calibrated Sweeps**—0.125 H/cm, 0.025 H/cm, 0.005 H/cm. Accurate sweeps eliminate need for Z-axis time-marks.

**Horizontal Display**—2-Line, 2-Field, VIT, .125 H/cm, RGB Line, RGB Field.

**DC-Coupled Unblinking**

**Vertical Amplifier Calibrator**—0.714 or 1.00 v pk-pk,  $\pm 1\%$ .

Price, Type 527 ..... \$1000

Price, RM527 ..... \$1075



## TYPE 524AD TELEVISION OSCILLOSCOPE

**Passband**

**Normal**—dc to 10 mc from 0.15 v/cm to 50 v/cm, 2 cycles to 10 mc from 15 mv/cm to 50 v/cm.

**Flat**—Within 1% from 60 cycles to 5 mc.

**IRE**—Meets IRE standards for level measurements.

**Risetime**—35 nsec.

**Sweep Range**—Continuously variable, 0.1  $\mu$ sec/cm to 0.01 sec/cm.

**Time Markers**—0.05  $\mu$ sec, 0.1  $\mu$ sec, 1.0  $\mu$ sec, 200, and 40 pips per television line.

**Sweep Delay**—0 to 25 milliseconds, continuously variable.

**DC-Coupled Unblinking.**

**3-x and 10-x Magnifier.**

**Variable-Duty-Cycle Amplitude Calibrator.**

Price \$1300

## TYPE 525 TELEVISION WAVEFORM MONITOR

**Frequency Response**

**Flat**—within 1% between 60 cycles and 5 mc.

**Low Pass**—passes stair steps, eliminates high frequencies.

**High Pass**—passes high frequencies, eliminates stair steps.

**IRE**—meets IRE standards for level measurements.

**Sensitivity**—Deflection factor of the vertical amplifier is 0.015 v/cm.

**Vertical Attenuator**—1-x, 2-x, and 5-x.

**Keyed Clamp-Type DC Restorer.**

**Gain Stability within 1%.**

**Rack-Mounting**—8<sup>3</sup>/<sub>4</sub>" high, 19" wide, 20<sup>3</sup>/<sub>4</sub>" rack depth.

Price \$1140



**TYPE 525MOD111**—Equipped with intensifier for observation of vertical-blanking-interval test signal.

Price \$1185



# CHARACTERISTIC-CURVE TRACERS

Present accurate graphic analysis of electron-tube or transistor characteristics under operating conditions.

## TYPE 575 TRANSISTOR CHARACTERISTIC-CURVE TRACER

**20 ampere collector displays.** (10 ampere average supply current).

**2.4 Ampere base supply.**

**Positive or negative collector sweep—**

**Collector supply—**0 to 20 v, 10 amperes.  
0 to 200 v, 1 ampere.

**Positive or negative base stepping**

4 to 12 steps/family, repetitive or single family display.  
17 current/step positions, 0.001 ma/step to 200 ma/step.  
5 voltage/step positions, with 24 different driving resistances.

**Calibrated display**

**Vertical Axis—**

Collector current  
Base voltage  
Base current  
Base source voltage

**Horizontal Axis—**

Collector voltage  
Base voltage  
Base current  
Base source voltage

**Base current range** is from 0.01 v/div to 0.5 v/div in 6 steps.



**Collector current range** is in 16 steps from 0.01 to 1000 ma/div.

Pushbuttons are provided for multiplying each current step by 2 and dividing by 10, increasing the current range to 0.001 to 2000 ma/div.

**Collector voltage range** is from 0.1 v/div to 20 v/div in 11 steps.

**Price \$1075**



## TYPE 175 TRANSISTOR CURVE-TRACER ADAPTER

When used with the Type 575 Transistor-Curve Tracer, the Type 175 offers:

**200-Ampere Collector Displays** (100-ampere peak continuous supply current)

**12-Ampere Base Supply**

**Positive or Negative Base Stepping**

4 to 12 steps/family, repetitive or single family display.  
1 ma/step to 1000 ma/step in 10 positions.  
0.02 v/step to 0.5 v/step in 5 positions, with 11 different driving resistances.

**Calibrated Displays**

Vertical Axis—Collector current.  
Horizontal Axis—Collector voltage or base voltage.

**Positive or Negative Collector Sweep**

Collector Voltage—0 to 20 v, 0 to 100 v, and 0 to 100 v with 300-ohm series load resistor.

**Price . . . . . \$1475**

**For 234-volt operation, order Type 175 Mod 161C .. \$1475**



## TYPE 570 ELECTRON-TUBE CHARACTERISTIC-CURVE TRACER

**Displays 4 to 12 characteristic curves per family.**

**Plots all important characteristics—**

Plate current against plate or grid voltage.  
Screen current against plate or grid voltage.  
Grid current against plate or grid voltage.

**Plots up to 8 positive-bias curves per family.**

**Calibrated Controls—**

Accurate current and voltage readings directly from the crt screen.

**Wide Display Range—**

11 current ranges from 0.02 ma/div to 50 ma/div.  
9 voltage ranges from 0.1 v/div to 50 v/div.  
11 series-load resistors from 300 ohms to 1 megohm.  
7 grid-step values from 0.1 v/step to 10 v/step.

**Heater voltages available in 17 steps, variable to 20%.  
Price \$1100**

# WAVEFORM, TIME-MARK, PULSE GENERATORS

Precision instruments with stable, trouble-free operation.



## TYPE 105 SQUARE-WAVE GENERATOR

**Risetime**—13 nsec, with 52-ohm termination.  
**Frequency Range**—25 cycles to 1 mc, continuously variable.  
**Frequency Meter**—Direct reading, accurate within 3% of full scale.  
**Output Amplitude**—0 to 100 v maximum, 0 to 15 v across 93-ohm load.  
**Price \$435**




## TYPE 107 SQUARE-WAVE GENERATOR

**Risetime**—3 nsec, with 52-ohm termination.  
**Frequency Range**—400 kc to 1 mc, uncalibrated.  
**Output Amplitude**—0.1 v to 0.5 v, with 52-ohm termination.  
**Price \$190**

## TYPE 110 PULSE GENERATOR and TRIGGER TAKE-OFF

**Pulse Risetime**—Less than 0.25 nsec.  
**Pulse Length**—Minimum of 0.5 nsec to 300 nsec at half rep rate.  
**Pulse Output Impedance**—50 ohms.  
**Pulse Repetition Rate**—Nominally 720 pulses/sec.



**Trigger Systems**—50-ohm impedance. Takeoff system where signal is patched into a "loop-through" arrangement and a portion of signal used as a trigger signal. Regenerated trigger system with trigger output  $\pm 10$  v amplitude, 225 nsec duration, 4 nsec 50% risetime, count down from approximately 100 mc.

**Price** ..... \$650



## TYPE 109 PULSE GENERATOR

Produces pulses of different widths, amplitudes, and polarities. Risetime is less than 0.25 nsec. Calibrated amplitudes from 0 to 50 v in three ranges, each continuously variable.

**Price** ..... \$360



## TYPE 111 PRETRIGGER PULSE GENERATOR

**Risetime**—0.5 nsec for positive pulse, slightly longer for negative pulse.  
**Pulse Duration**—2 nsec minimum, 100 nsec maximum at low rep rates decreasing to 20 nsec at 100-kc rep rate (obtained with external charge line).  
**Pulse Repetition Rate**—10 pps to 100 kc in 4 ranges with continuously variable control.  
**Pulse Amplitude**—More than  $\pm 5$  volts.  
**Pretrigger Pulse Characteristics**—10 volts, 250 nsec duration, half-amplitude risetime about 4 nsec.  
**Pulse Delay**—Continuously variable from 30 to 250 nsecs after pretrigger pulse.  
**Output Impedance**—50 ohms.  
**Price** ..... \$365

## TYPE 161 PULSE GENERATOR

**Variable-Amplitude**—Positive or negative pulse from 0 to 50 v.  
**Positive Gate**—50 v amplitude.  
**Output Characteristics**  
**Duration**—calibrated, continuously variable, 10  $\mu$ sec to 0.1 sec.  
**Delay**—continuously variable, 0 to 100% of triggering sawtooth waveform.  
**Risetime**—less than 0.5  $\mu$ sec.  
**Price \$130**

## TYPE 162 WAVEFORM GENERATOR

**Output Waveforms** — positive pulse, positive gate, and negative-going sawtooth.  
**Output Characteristics**—  
**Repetition Rate**—0.1 c to 10 kc for recurrent operation.  
**Duration**—pulse 10  $\mu$ sec to 0.05 sec; gate and sawtooth, 100  $\mu$ sec to 10 sec.  
**Amplitude** — pulse and gate, 50 v; sawtooth, +150 v to +20 v.  
**Price \$130**

## TYPE 163 FAST-RISE PULSE GENERATOR

**Variable-amplitude positive pulse**—0 to 25 v.  
**Fixed-amplitude positive gate**—25 v.  
**Output characteristics**—  
**Risetime**—less than 0.2  $\mu$ sec.  
**Duration**—Calibrated, continuously variable, 1  $\mu$ sec to 10,000  $\mu$ sec.  
**Delay**—Continuously variable to 100% of triggering sawtooth duration.  
**Price \$130**





### TYPE 181 TIME-MARK GENERATOR

**Time-marks**—1, 10, 100, 1000, and 10,000 microseconds, plus 10-mc sine wave.

**1-mc crystal controlled oscillator** is accurate within 0.03%.

**Price \$265**



### TYPE 180A TIME-MARK GENERATOR

**Time-Marks**—1, 5, 10, 50, 100, 500  $\mu$ sec; 1, 5, 10, 100, 500 msec; 1, 5 seconds.

**Three Sine-Wave Frequencies**—5 mc, 10 mc, and 50 mc.

**Six Trigger-Rate Frequencies**—1, 10, 100 cycles and 1, 10, 100 kc.

**Temperature-Stabilized Crystal**—provides stability of 2 ppm.

**Price \$625**



### TYPE 190B CONSTANT-AMPLITUDE SIGNAL GENERATOR

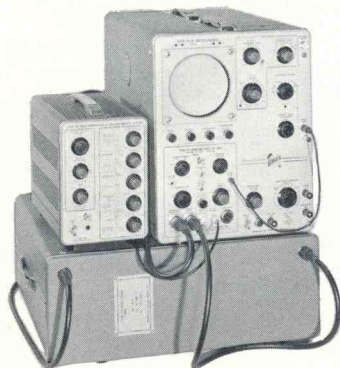
**Output Frequency**—350 kc to 50 mc, continuously variable, 50 kc reference signal.

**Output Amplitude**—40 mv to 10 v peak-to-peak, continuously adjustable.

**Amplitude Variation**—less than  $\pm 2\%$  from 50 kc to 30 mc; less than  $\pm 5\%$  from 30 mc to 50 mc.

**Harmonic Content**—typically less than 5%.

**Price \$330**




### PULSE SAMPLING SYSTEM

The Tektronix Pulse Sampling System has an inherent risetime of 0.6 nsec (corresponding to a band-width of about 600 mc), and will display recurrent signals with equivalent sweep times of 1, 2, 5, and 10 nsec/cm (100, 200, 500, and 1000 psec/cm, with the magnifier). The system (in addition to a Tektronix plug-in oscilloscope) includes (1) a Type N Sampling Plug-In Unit—used alone when suitable pretriggers are available, or (2) a Type N and a Type 111 Pretrigger Pulse Generator—used when 10 cps to 100 kc repetition rate is desirable, or (3) a Type N, a Type 110 Pulse Generator and Trigger Takeoff System, and a Type 113 Delay Cable—used when the ultimate risetime capability of a Type N is needed or when a trigger must be derived from a signal having an amplitude as low as 20 mv or a repetition rate as high as 100 mc.

### ROTAN SYSTEM

Designed to study rotation-associated phenomena in machinery, the Type 182B Angle-Encoding Transducer and Type 183B Rotation Analyzer adapt an oscilloscope to provide horizontal trace deflection proportional to angular displacement of a rotating shaft. Transduced data, such as velocity, pressure, acceleration or vibration provides vertical trace deflection.



**Three Marker Tracks**—1, 10, and 360-degree intensity-marker and trigger pulses.

**Output Voltages**—Marker pulses not less than 10 v, trigger not less than 7 v.

**Angular Velocity**—Essentially zero rpm to 20,000 rpm.

**Price . . . . . \$850**



### AC CURRENT PROBE SYSTEMS

#### P6016 PROBE and TYPE 131 AMPLIFIER

**Sensitivity** (with 50 mv/div oscilloscope input)—1 ma/div to 1 amp/div in 10 steps. Variable sensitivity control on

oscilloscope provides continuous uncalibrated adjustment.

**Frequency Passband** (With Tektronix Type 540-Series Oscilloscope and Type L Plug-In Unit)—3 db down at 50 cps and approximately 17 mc (risetime—20 nsec).

**Saturation Ratings**—DC, 0.5 amp; AC, 15 amp peak-to-

peak decreasing to 8 amp at 400 cps, 400 ma at 50 cps.

**Price . . . . . \$235**

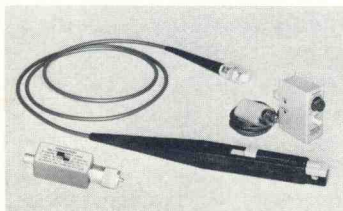
#### P6016 PROBE and PASSIVE TERMINATION SYSTEM

**Sensitivity**—2 ma/mv and 10 ma/mv.

**Frequency Range** (With Tektronix Type 540-Series Oscilloscope and Type L Plug-In Unit)—3 db down at 850 cps (2 ma/mv), 230 cps (10 ma/mv) and 20 mc (risetime—18 nsec).

**Saturation Ratings**—DC, 0.5 amp; AC—(2 ma/mv), 15 amp peak-to-peak decreasing to 8 amp at 1.5 kc, 4 amp at 850 cps; (10 ma/mv), 15 amp peak-to-peak decreasing to 5 amp at 400 cps, 2.5 amp at 230 cps.

**Price . . . . . \$90**





# POWER SUPPLIES

Electronically-regulated power supplies provide power for various Tektronix instruments and assure stable operation.



**TYPE 132 PLUG-IN UNIT POWER SUPPLY**  
Provides an electronically-regulated power supply and amplifier for any Tektronix Type A to Z Plug-In Unit.

Easily portable, it enables the many plug-ins to be used with or without an oscilloscope in a wide variety of applications.

Frequency response of the amplifier is dc to 15 mc, with a risetime of 23 nsec, when using a Tektronix Type K or L Plug-In Unit.

Price ..... \$390

**TYPE 133 PLUG-IN UNIT POWER SUPPLY**  
Provides power to an internal, transistorized amplifier and any Tektronix Type A to Z Plug-In Unit.

The frequency response of the transistorized amplifier is dc to 100 kc and the output is  $\pm 5$  volts. The source impedance is 2 ohms. Characteristics of this unit make it particularly useful for driving recorders, and for audio or other low-frequency work.

Price ..... \$390

## TYPE 160A POWER SUPPLY

**Large load capacity**—Provides operating power for four to six 161, 162, 163 Units plus a 360 Indicator Unit.

**Electronic voltage regulation.**

Price \$190

## TYPE 125 POWER SUPPLY

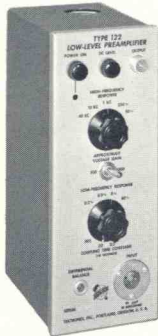
Provides power for one to four Type 122 Amplifiers. Electronic voltage regulation improves drift stability.

Price ..... \$285



**TYPE 127 PREAMPLIFIER POWER SUPPLY** A rack-mounting unit that supplies proper operating power to one or a combination of two Type A to Z Plug-In Units. Contains a differential dc-coupled amplifier stage with push-pull output. Risetime is 18 nsec. Square-wave amplitude calibration has 18 steps from 0.2 mv to 100 v. Dimensions—8 $\frac{3}{4}$ " high, 19" wide, 20" rack depth. Price \$650

# AUXILIARY INSTRUMENTS



**TYPE 122 LOW-LEVEL PREAMPLIFIER**  
**Voltage Gain**—1000.

**Frequency Response**—0.16 cycles to 40 kc maximum.

**Rejection Ratio**—80 to 100 db for in-phase signals.

**Noise Level**—4  $\mu$ v rms maximum.

**Output Voltage**—20 v max pk-pk.

**Input Impedance**—10 megohms parallel by approximately 50 pf.

**Battery powered, if desired.**

Price, without batteries, \$135

## TYPE 130 L,C METER

**Guard Voltage**—Eliminates the effects of other capacitances from the measurements.

**Five Ranges**—

**Microhenries**—0 to 3, 10, 30, 100, 300.

**Micromicrofarads**—0 to 3, 10, 30, 100, 300.

**Accuracy**—Within 3% of full scale.

Price \$225



## TYPE 123 PREAMPLIFIER

**Frequency Response**—

Within 2% from 15 cycles to 6 kc.

Within 3 db from 3 cycles to 25 kc.

**Voltage Gain**—100 times.

**Hum-Free**—Powered by miniature batteries.

**Compact**—3 $\frac{5}{8}$ " x 1 $\frac{1}{2}$ " x 2 $\frac{1}{4}$ ".

Weight—10 ounces.

Price \$50



## TYPE 1121 AMPLIFIER

**Voltage Gain**—100 with 9 calibrated attenuator steps to provide net gain from 100 to 0.2.

**Frequency Response**—5 cycles to 17 mc.

**Risetime**—21 nsec.

**Maximum Output Voltage**— $\pm 1$  v in terminated 93-ohm cable.

Price ..... \$465

## TYPE 360 INDICATOR

**Vertical Passband**—DC to 500 kc.

**Calibrated Vertical Attenuator**

**Deflection Factor**—0.05 v/div.

**Waveform Requirements**—for Horizontal Deflection +50 v unblanking pulse,  $\pm$  sawtooth with amplitude from 110 to 150 v and extreme voltage limits at -90 v and +170 v.

**Powered** by a Type 160A, or Type 126 Power Supply.

Price \$270



## Type 113 DELAY CABLE

**Time Delay**—60 nsec.

**Risetime**—Approximately 0.1 nsec.

Price ..... \$200



# Tektronix, Inc., P. O. Box 500, Beaverton, Oregon

Telephone: Mitchell 4-0161

TWX—BEAV 311

Cable: TEKTRONIX

AN OREGON CORPORATION

Field Engineering Offices

<b>ALBUQUERQUE*</b>	Tektronix, Inc., 509 San Mateo Blvd. N.E., Albuquerque, New Mexico	TWX: AQ 96.... AMherst 8-3373 Southern New Mexico Area: Enterprise 678
<b>ATLANTA*</b>	Tektronix, Inc., 467 Armour Circle, N.E., Atlanta 9, Georgia	TWX: AT 358 ..... 873-5708 Huntsville Alabama Area: WX2000
<b>BALTIMORE*</b>	Tektronix, Inc., 724 York Road, Towson 4, Maryland	TWX: TOWS 535 ..... VALley 5-9000
<b>BOSTON*</b>	Tektronix, Inc., 442 Marrett Road, Lexington 73, Massachusetts	TWX: LEX MASS 940 ..... VOLunteer 2-7570
<b>BUFFALO</b>	Tektronix, Inc., 961 Maryvale Drive, Buffalo 25, New York	TWX: WMSV 2 ..... NF 3-7861
<b>CHICAGO*</b>	Tektronix, Inc., 400 Higgins Road, Park Ridge, Illinois	TWX: PK RG 1395 ..... TALcott 5-6666
<b>CLEVELAND</b>	Tektronix, Inc., 1503 Brookpark Road, Cleveland 9, Ohio	TWX: CV 352.....FLorida 1-8414 Pittsburgh Area: ZENith 0212
<b>DALLAS*</b>	Tektronix, Inc., 6211 Denton Drive, P. O. Box 35726, Dallas 35, Texas	TWX: DL 264 ..... Fleetwood 7-9128
<b>DAYTON</b>	Tektronix, Inc., 3601 South Dixie Drive, Dayton 39, Ohio	TWX: DY 363..... AXminster 3-4175
<b>DENVER</b>	Tektronix, Inc., 2120 South Ash Street, Denver 22, Colorado	TWX: DN 879 ..... SKyline 7-1249, 7-1240 Salt Lake Area: Zenith 381
<b>DETROIT*</b>	Tektronix, Inc., 27310 Southfield Road, Lathrup Village, Michigan	TWX: SFLD 938 ..... ELgin 7-0040
<b>ENDICOTT*</b>	Tektronix, Inc., 3214 Watson Blvd., Endwell, New York	TWX: ENDCT 290 ..... Pioneer 8-8291
<b>GREENSBORO</b>	Tektronix, Inc., 1838 Banking Street, Greensboro, North Carolina	TWX: GN 540 ..... 274-4647
<b>HOUSTON</b>	Tektronix, Inc., 2605 Westgrove Lane, Houston 27, Texas	TWX: HO 743.... MOhawk 7-8301, 7-8302
<b>HONOLULU*</b>	Kentron Hawaii, Ltd., 1140 Waimanu Street, Honolulu 14, Hawaii	Telex: MHU 0093 ..... Phone: 53975
<b>INDIANAPOLIS</b>	Tektronix, Inc., 3937 North Keystone Ave., Indianapolis 5, Indiana	TWX: IP 361X .. Liberty 6-2408, 6-2409
<b>KANSAS CITY</b>	Tektronix, Inc., 5920 Nall, Mission, Kansas	TWX: KC KAN 1112 ..... HEdrick 2-1003 St. Louis Area: ENterprise 6510
<b>LOS ANGELES AREA</b>		
<b>East L. A.</b>	Tektronix, Inc., 5441 East Beverly Blvd., East Los Angeles 22, California	TWX: MTB 3855 ..... RAYmond 3-9408, 3-9409
<b>Encino</b>	Tektronix, Inc., 17418 Ventura Blvd., Encino, California	TWX: VNYS 5441 ..... STate 8-5170
<b>*West L. A.</b>	Tektronix, Inc., 11681 San Vicente Blvd., West Los Angeles 49, California	..... GRanite 3-1105 TWX: WLA 6698 From Los Angeles telephones call .. BRAdshaw 2-1563
<b>MINNEAPOLIS</b>	Tektronix, Inc., 3307 Vera Cruz Ave. North, Suite 102, Minneapolis 22, Minnesota	TWX: MP 983 Area Code 612 ..... 533-2727
<b>MONTREAL</b>	Tektronix, Inc., 3285 Cavendish Blvd., Suite 160, Montreal 28, Quebec, Canada	..... HUNter 9-9707
<b>NEW YORK CITY AREA</b>		
<b>*New York City and Long Island served by:</b>	Tektronix, Inc., 840 Willis Avenue, Albertson, L. I., New York	TWX: G CY NY 1416 ... Pioneer 7-4830
<b>Westchester County, Western Connecticut, Hudson River Valley served by:</b>	Tektronix, Inc., 1122 Main Street, Stamford, Connecticut	TWX: STAM 350 ..... DAVis 5-3817
<b>*Northern New Jersey served by:</b>	Tektronix, Inc., 400 Chestnut Street, Union, New Jersey	TWX: UNVL 82 ..... MURdock 8-2222
<b>ORLANDO*</b>	Tektronix, Inc., 205 East Colonial Drive, Orlando, Florida	TWX: OR.7008 ..... GARden 5-3483 (also serves Puerto Rico)
<b>PHILADELPHIA*</b>	Tektronix, Inc., 7709 Ogontz Ave., Philadelphia 50, Pennsylvania	TWX: PH 930 .... WAverly 4-5678
<b>PHOENIX *</b>	Tektronix, Inc., 7000 E. Camelback Road, Scottsdale, Arizona	TWX: SCSDL 52 ..... WHitney 6-4273
<b>PORTLAND*</b>	Tektronix, Inc., P. O. Box 500, Beaverton, Oregon	TWX: BEAV 311 ..... MITchell 6-1926
<b>POUGHKEEPSIE*</b>	Tektronix, Inc., 8 Raymond Avenue, Poughkeepsie, New York	TWX: POUGH 5063 .. GROver 1-3620
<b>SAN DIEGO</b>	Tektronix, Inc., 3045 Rosecrans Street, San Diego 10, California	TWX: SD 6341 .... ACAdemy 2-0384
<b>SAN FRANCISCO BAY AREA</b>		
<b>Lafayette</b>	Tektronix, Inc., 3530 Golden Gate Way, Lafayette, California	TWX: LAF CAL 1639 ..... YELLOWstone 5-6101 From Oakland, Berkeley, Richmond, Albany and San Leandro ..... CLifford 4-5353
<b>*Palo Alto</b>	Tektronix, Inc., 3944 Fabian Way, Palo Alto, California	TWX: PAL AL 112 ..... DAVenport 6-8500
<b>SEATTLE</b>	Tektronix, Inc., 236 S.W. 153rd St., Seattle 66, Washington	TWX: SE 47 ..... CHerry 3-2494
<b>SYRACUSE*</b>	Tektronix, Inc., East Molloy Road and Pickard Drive, P. O. Box 155, Syracuse 11, New York	TWX: SS 423 ..... GLenview 4-2426
<b>TORONTO*</b>	Tektronix, Inc., 4A Finch Ave. West, Willowdale, Ontario, Canada	.....TORonto, 225-1138
<b>WASHINGTON, D. C.*</b>	Tektronix, Inc., 4205 Evergreen Lane, Annandale, Virginia	TWX: F CH VA 760 ..... 256-6700
<b>*ALSO REPAIR CENTERS</b>	Norfolk, Portsmouth, and Hampton, Virginia Area: Enterprise 741	